


Friendship Bracelets



Materials:

Tape, 5 pieces of embroidery floss, scissors

Procedure:

Tie all pieces of string together.

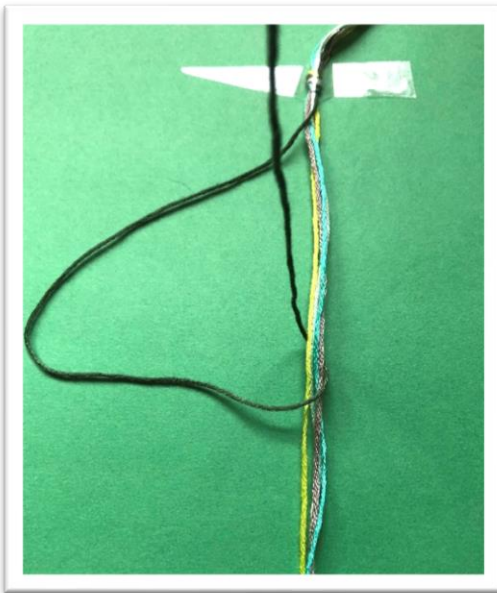

Tape the knot down and pull out one piece of string.

Make a 4 over the top of the rest of the bundle.

Pull the string underneath the bundle and back through the loop.

Continue stitch all the way down.

To change colors, pull out a different piece of string.



East Hill Farm
at Home